



MELAWATI
CORPORATE CENTRE



Property



The Summit of Business At the Heart of Everything



Actual Photograph

Defining Businesses Defining Lives

The Melawati Corporate Centre was developed to transform Melawati into a new frontier of development, and to uplift the lives of those within it. Catering for enterprises and businesses of all ranges, the MCC has something for everyone.

Your Next Freehold Business Address

The Melawati Corporate Centre resides in the highly sought after addresses of this popular hillside residential enclave.

Residential developments such as the Serini Serviced Residence, the award-winning Melawati Mall, and now the Melawati Corporate Centre, all poised to inspire life into something greater.

Turn MCC into your next freehold business address, and reap the benefits that will transform your business into something greater.



Melawati Mall

Serini, Melawati



Middle Ring Road 2 (MRR2)

Actual Photograph

A Strategic Location

A strategic location by the Melawati MRR2 gateway ensures immediate and comprehensive access to road and rail services. Easy accessibility to the highways and rail systems puts the capital city and other hotspots only minutes away.



15 km
To KLCC



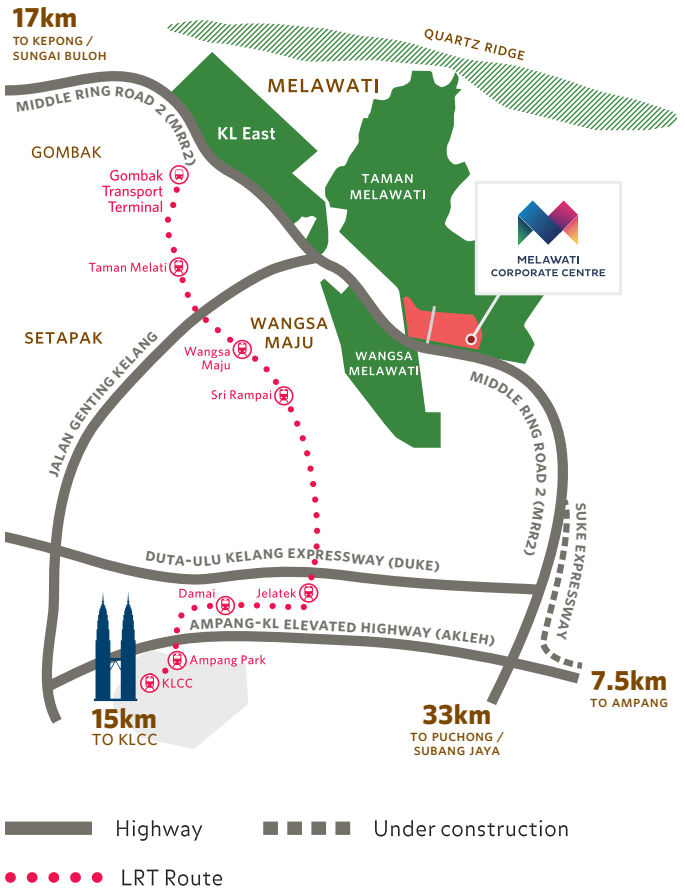
4+2*
Highways + LRT stations



700 m
walk to Melawati Mall - Lifestyle Shopping Centre



8
Commercial banks



*MRR2, DUKE, AKLEH & SUKE Highways
Wangsa Maju & Sri Rampai LRT Stations



Flexible Layouts for Every Need

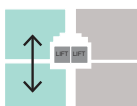
The 10-storey MCC offers a hundred flexi office suites from 1,000 sq ft to 2,000 sq ft. Available in multiple configurations, both vertical by core and horizontal by floor, there is always something for you here.

6 retail suites on the ground floor come with extended terraces. 2 major banks have taken occupancy of these suites, making your banking needs completely ideal and convenient.

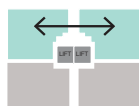
The MCC also features hackable walls for businesses that require more space, ensuring that you'll always have a choice here.



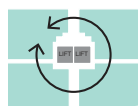
1-unit frontage



2-unit dual frontage



2-unit ultra-wide frontage



4-unit ultra wide dual frontage
Exclusive use of the two lifts

Seamless Business For Each Core

All of our cores are equipped with their own private lift. Our designated core lifts are designed to ensure that your commute to work from basement to floor is uninterrupted.

Intermediate office suites

66 Units

Corner office suites

34 Units

Retail suites with extended terraces

6 Units

security system with card access

3-tier


Majestic Views for Vibrant Works

Panoramic views of the green havens of Bukit Tabur, Bukit Dinding, and the beautiful green lush hills of Melawati, elevate the location into a sublime destination for your clients, employees, and yourself. Relish in the views and appreciate the pristine and pure nature of your surroundings.



Fresh Air, Fresh Work

The peaceful and serene environment of MCC invites you to take a step back before going back to work, to allow the lush greenery of your surroundings to mean something, to allow it to contribute to your work and life. Work-life shouldn't be all about the hustle and bustle, and the MCC provides this opportunity for a stress-free environment.




Ensuring Safety, Ensuring Conveniences

Equipped with multi-tiered security and the convenience of approx.500 parking bays and direct vertical transportation from basement to office controlled by secure card access ensures

that you're always there when you need to be, and that the safety of your business is always established.





The Melawati Effect

Boasting the combination of being a prime location with supreme accessibility, surrounded by mature and proven amenities and facilities, the MCC is the area's premier business address offering flexi-office suites in an area that is ever-growing by the day.

Whether a base of operations or as an investment, the Melawati Corporate Centre is your sound and well thought business plan.

Actual Photograph

Elevation Plan

CORE A				CORE B				CORE C			
CORNER UNIT		INTERMEDIATE UNIT		INTERMEDIATE UNIT				INTERMEDIATE UNIT		CORNER UNIT	
EAST	WEST	EAST	WEST	EAST		WEST		EAST	WEST	EAST	WEST
A-9-1	A-9-3A	A-9-2	A-9-3					C-9-2	C-9-3	C-9-1	C-9-3A
A-8-1	A-8-3A	A-8-2	A-8-3	B-8-1	B-8-2	B-8-3	B-8-3A	C-8-2	C-8-3	C-8-1	C-8-3A
A-7-1	A-7-3A	A-7-2	A-7-3	B-7-1	B-7-2	B-7-3	B-7-3A	C-7-2	C-7-3	C-7-1	C-7-3A
<u>A-6-1</u>	A-6-3A	<u>A-6-2</u>	A-6-3	B-6-1	B-6-2	B-6-3	B-6-3A	<u>C-6-2</u>	C-6-3	<u>C-6-1</u>	<u>C-6-3A</u>
A-5-1	A-5-3A	A-5-2	A-5-3	B-5-1	B-5-2	B-5-3	B-5-3A	C-5-2	C-5-3	C-5-1	C-5-3A
A-3A-1	A-3A-3A	A-3A-2	A-3A-3	B-3A-1	B-3A-2	B-3A-3	B-3A-3A	C-3A-2	C-3A-3	C-3A-1	C-3A-3A
A-3-1	A-3-3A	A-3-2	A-3-3	B-3-1	B-3-2	B-3-3	B-3-3A	C-3-2	C-3-3	C-3-1	C-3-3A
A-2-1	A-2-3A	A-2-2	A-2-3	B-2-1	B-2-2	B-2-3	B-2-3A	<u>C-2-2</u>	<u>C-2-3</u>	<u>C-2-1</u>	<u>C-2-3A</u>
A-1-1	A-1-3A	A-1-2	A-1-3	B-1-1	B-1-2	B-1-3	B-1-3A	C-1-2	C-1-3	C-1-1	
G-1		G-2		G-3		G-4		G-5		G-6	

— with balcony • with verandah

storey plan

TYPICAL UNIT CONCEPTUAL DESIGN

OFFICES

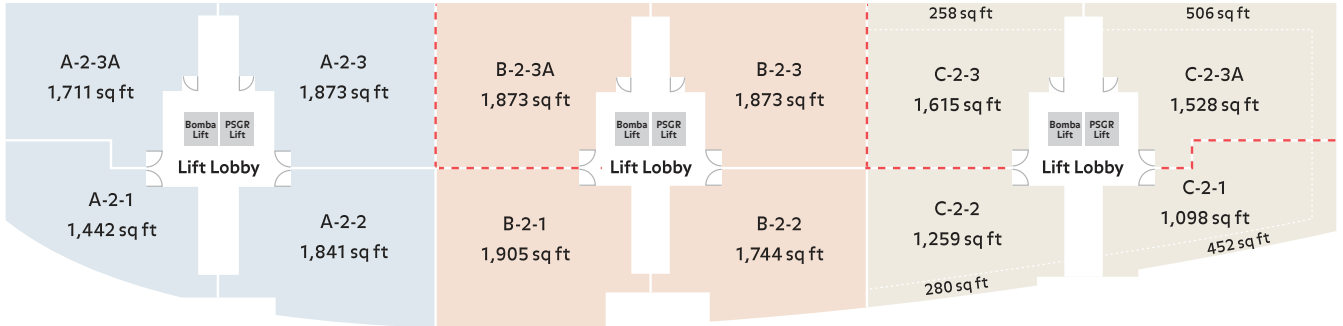
- Intermediate units with balcony
- Intermediate units without balcony
- Corner units with balcony
- Corner units without balcony

All offices are open plan with en-suite facilities and individual air-conditioning ledges

Floor Plans

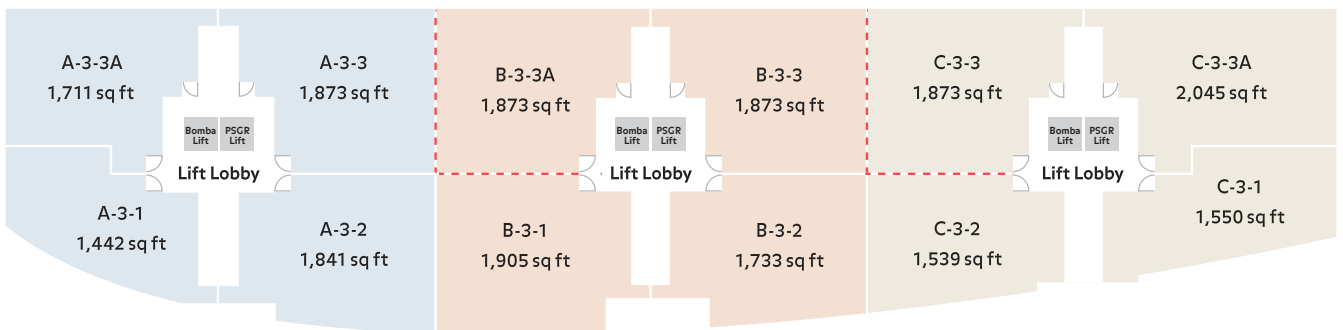
2nd Floor

Hackable wall 



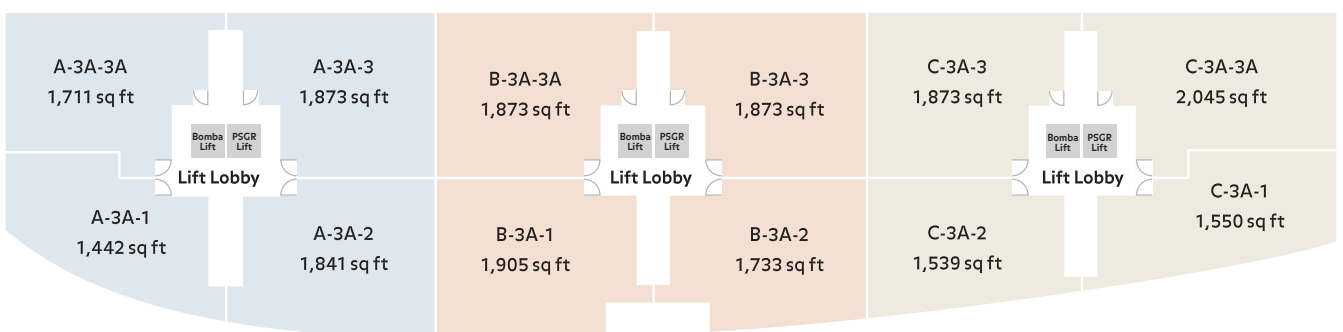
3rd Floor

Hackable wall 



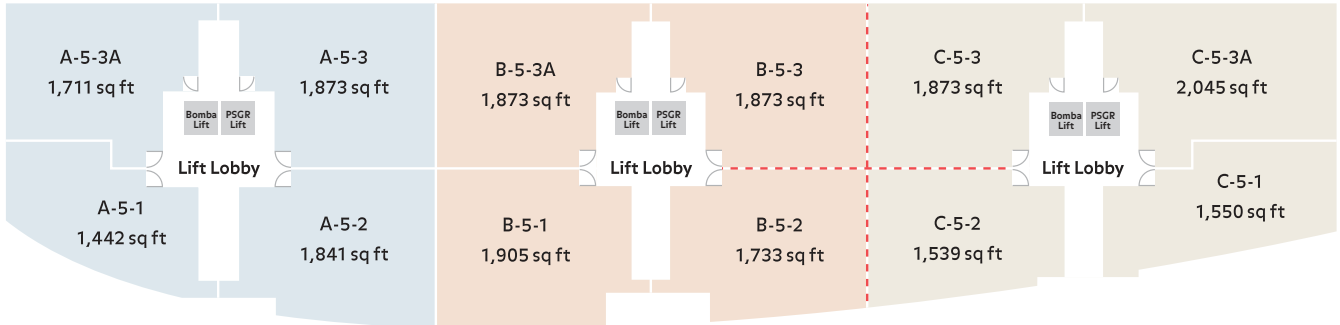
4th Floor

Hackable wall 



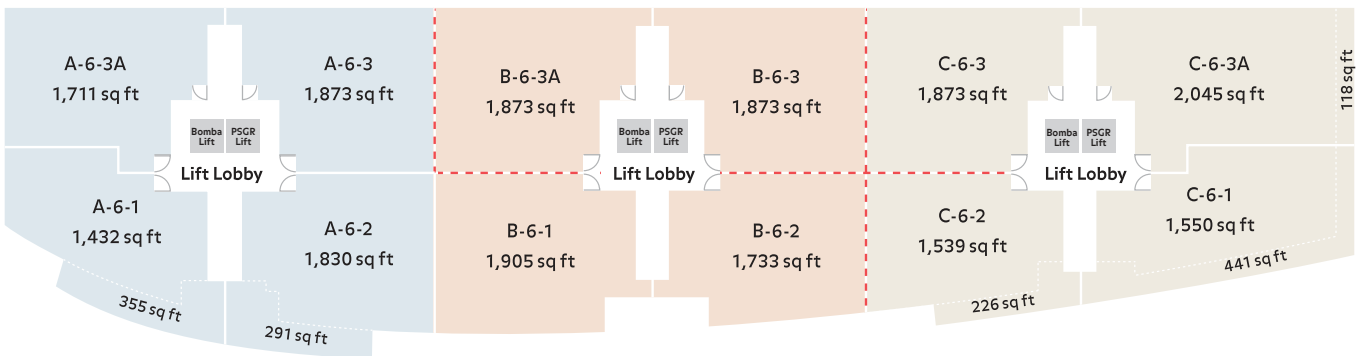
5th Floor

Hackable wall 



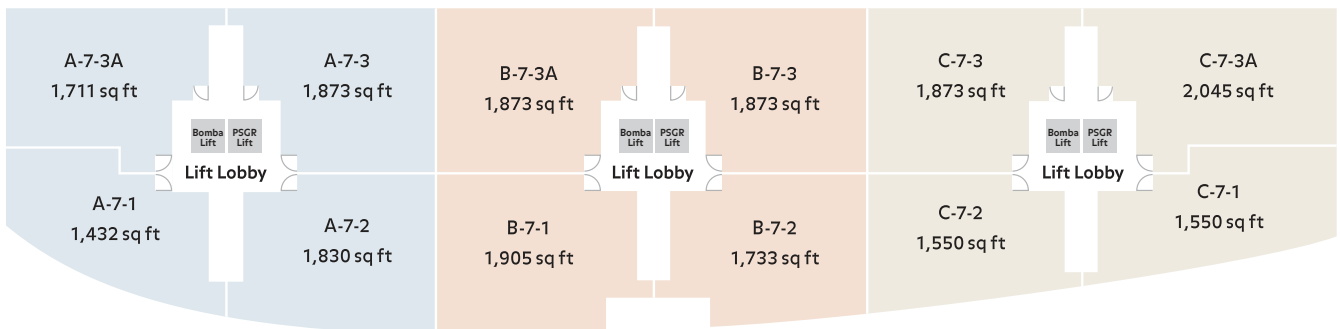
6th Floor

Hackable wall 



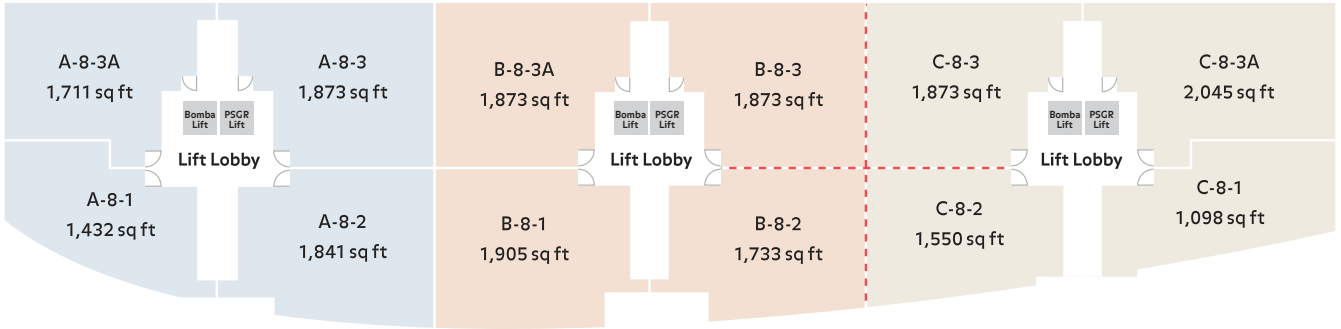
7th Floor

Hackable wall 



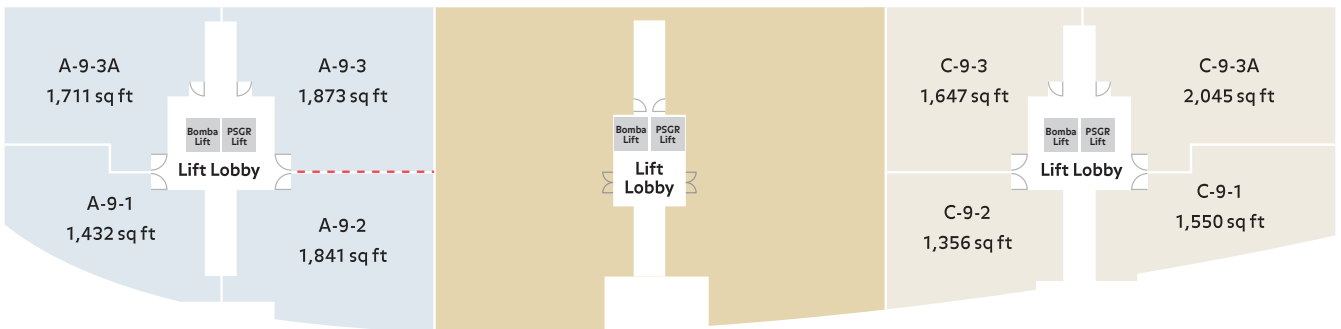
8th Floor

Hackable wall 



9th Floor

Hackable wall 





Scan here to get
Waze navigation

03 4162 1788
www.simedarbyproperty.com